

CONSTRUCTION EQUIPMENT

PRODUCT CATALOGUE 2022



Powered By:



Smart Diamond Tools is excited to introduce our new range of Millers Falls Construction Equipment. Our construction equipment is designed for the Australian Market with exceptional features, superior quality & powered by some of the world's best Petrol engines including Briggs & Stratton, Robin, Honda and our own Millers Falls engines.

Millers Falls Construction Equipment is suitable for Trade & Industrial use, along with models for the "Weekend Tradie".

Smart Diamond Tools also offers technical support and we carry a full range of spare parts.



INDEX

Page 4-9	Compaction Plates
Page 10-11	Tamping Rammers
Page 12-14	Concrete (Pedestrian) Saws
Page 15	Power Trowel
Page 16	Surface Finishing Screed
Page 17	Grooving Machine
Page 18-19	Accessories



PLATE COMPACTOR - CPC50HC

FUNCTION

Designed for comfort and ease of use. Ideal for compacting sand, gravel and mixed soils or in narrow trenches and along foundations, walls and abutments, even brick paving compaction (using rubber mat, not supplied).

SAFETY

The V-belt drive is fully enclosed for better safety and trouble-free use.

SUPERIOR FUNCTIONALITY

Purposefully designed square shaped bed and handles enabling changing direction with ease. Curved edges for easy access into corners during compaction.

EASY TRANSPORTATION

- Foldable handle easy for transportation and storage.
- Built-in wheels for easy transportation.

EASY CLEANING

Open bottom plate to facilitate self cleaning.

COMFORTABLE OPERATION

Heavy-duty shock mounts reduce vibration to the upper engine & handle.



MODEL	CPC50HC
Engine Type	Air-Cooled Single Cylinder 4-Stroke
Engine	Millers Falls
Power (HP)	6.5
Size of Base Plate (L x W) (cm)	43 x 30
Max. Centrifugal Force (KN)	8
Vibration Frequency (V·P·M)	5600
Net Weight (Kg)	50
Shipping Weight (Kg)	55
Shipping Size (L x W x H) (cm)	73.5 x 41.5 x 53




PLATE COMPACTOR - CPC60BS, CPC60HC

FUNCTION

Designed for comfort and ease of use. Ideal for compacting sand, gravel and mixed soils or in narrow trenches and along foundations, walls and abutments, even brick paving compaction (using rubber mat).

SAFETY

The V-belt drive is fully enclosed for better safety and trouble-free use.

SUPERIOR FUNCTIONALITY

Purposefully designed square shaped bed and handles enabling changing direction with ease. Curved edges for easy access into corners during compaction.

EASY TRANSPORTATION

- Foldable handle making storage and transportation effortless.
- Built-in fold away wheels for ease of transportation.
- Built-in lifting Hook allowing loading and unloading with lifting device.

EASY CLEANING

Open bottom plate to facilitate self-cleaning.

COMFORTABLE OPERATION

Heavy-duty shock mounts reduce vibration to the upper engine & handle.



MODEL	CPC60BS	CPC60HC
Engine type	Air-Cooled Single Cylinder 4-Stroke	
Engine	Briggs & Stratton 1062	Millers Falls Petrol 200F
Power (HP)	5.0	6.5
Size of base plate (L x W) (cm)	51 x 37	
Max. Centrifugal Force (KN)	12	
Vibration Frequency (V-P-M)	5600	
Compaction Depth (cm)	30	
Travel Speed (cm/s)	25	
Net Weight (kg)	65	
Shipping weight (kg)	70	
Shipping size (L x W x H) (cm)	80 x 42 x 68	

The CPC60BS is powered by a genuine Briggs & Stratton Engine.



PLATE COMPACTOR - CPC65BS, CPC65HC

FUNCTION

New design, with ductile cast-iron heavy-duty base plate, Ideal for compacting sand, gravel and mixed soils or in narrow trenches and along foundations, walls and abutments, even brick paving compaction (using rubber mat, not supplied).

SAFETY

The V-belt drive is fully enclosed for better safety and trouble-free use.

SUPERIOR FUNCTIONALITY

Purposefully designed square shaped bed and handles enabling changing direction with ease. Curved edges for easy access into corners during compaction.

EASY TRANSPORTATION

- Foldable handle making storage and transportation effortless.
- Built-in fold away wheels for ease of transportation.
- Built-in Lifting Hook allowing loading and unloading with lifting device.

EASY CLEANING

Open bottom plate to facilitate self cleaning.

COMFORTABLE OPERATION

The square-shaped bed and handle design is more helpful and comfortable for operators to change working directions. Heavy-duty shock mounts reduce vibration to the upper engine & handle.



MODEL	CPC65BS	CPC65HC
Engine Type	Air-Cooled Single Cylinder 4-Stroke	
Engine	Briggs & Stratton 1062	Millers Falls Petrol 200F
Power (HP)	5.0	6.5
Net Weight kg	63	
Shipping Weight kg	69	
Size of Base Plate (L x W) (cm)	50 x 36.5	
Max. Centrifugal Force (KN)	12	
Vibration Frequency (V·P·M)	5600	
Travel Speed (cm/s)	25	
Compaction Depth (cm)	30	
Shipping Size (L x W x Hcm)	73 x 43 x 58.5	

The CPC65BS is powered by a genuine Briggs & Stratton Engine.



PLATE COMPACTOR - CPC85BS

FUNCTION

With a ductile cast-iron heavy-duty base plate this unit is suitable for most types of compaction work, hot and cold asphalt work even brick paving compaction (using rubber mat, not supplied).

SAFETY

The V-belt drive is fully enclosed for better safety and trouble-free use.

SUPERIOR FUNCTIONALITY

Purposefully designed square shaped bed and handles enabling changing direction with ease. Curved edges for easy access into corners during compaction.

EASY TRANSPORTATION

- Foldable handle making storage and transportation effortless.
- Built-in fold away wheels for ease of transportation.
- Built-in Lifting Hook allowing loading and unloading with lifting device.

EASY CLEANING

Open bottom plate to facilitate self cleaning.

COMFORTABLE OPERATION

Heavy duty industrial throttle control is available as standard.
Heavy-duty shock mounts reduce vibration to the upper engine & handle.



MODEL	CPC85BS
Engine Type	Air-Cooled Single Cylinder 4-Stroke
Engine	Briggs & Stratton 1062
Power (HP)	5.0
Size of Base Plate(L*W) (cm)	59.5 x 42
Max. Centrifugal Force (KN)	15
Vibration Frequency (V·P·M)	5000
Compaction Depth (cm)	30
Travel Speed (cm/s)	25
Net Weight kg	82
Shipping Weight kg	88
Shipping Size (L x W x Hcm)	80 x 51.5 x 67

The CPC85BS is powered by a genuine Briggs & Stratton Engine.



PLATE COMPACTOR - CPC160BS, CPC160HC

FEATURES

FUNCTION

With a compaction depth up to 450mm this mechanically reliable compactor is ideal for Sewer trenches, general road-building projects, compacting foundations and backfills and all standard jobs requiring a heavy duty 180kg plate compactor.

SAFETY

Wrap around protection cage protects the machine from accidental job-site damage. The large size engine frame gives outstanding protection against damage. The V-belt drive is fully enclosed for better safety and trouble-free use.

SUPERIOR FUNCTIONALITY

Forward and backward compacting operation is easily obtainable via the simple forward and reverse control. Purposefully designed square shaped bed and handles enabling changing direction with ease. Curved edges for easy access into corners during compaction.

EASY TRANSPORTATION

- Foldable handle making storage and transportation effortless.
- Built-in Lifting Hook allowing loading and unloading with lifting device.
- Supplied with wheel kit for ease of transportation.

EASY CLEANING

Open bottom plate to facilitate self cleaning.

COMFORTABLE OPERATION

Heavy duty industrial throttle control is available as standard. Heavy duty shock mounts reduce vibration to the upper engine & handle.



MODEL	CPC160BS	CPC160HC
Engine Type	Air-Cooled Single Cylinder 4-Stroke	
Engine	Briggs & Stratton 25T2	Millers Falls Petrol 270F
Engine Power (HP)	13.5	9
Size of Base Plate (L x W) (cm)	70 x 50	
Compaction Depth(soil) (cm)	45	
Centrifugal Force (KN)	30	
Vibration Frequency (VPM)	4200	
Travel Speed (cm/s)	4200	
Net Weight (kg)	180	170
Shipping Weight (kg)	191	190
Shipping Size (L x W x H) (cm)	83 x 53 x 105	83 x 53 x 105



Forward & Reverse Control System

The CPC160BS is powered by a genuine Briggs & Stratton Engine.



CPC330BS - PLATE COMPACTOR

Introducing the **BEAST** of our Vibrator Plate Compactor Range.

The **CPC330BS** boasts the powerful and renowned 13.5HP (420cc), 4 stroke Briggs and Stratton recoil start Engine, effortlessly driving a grand sized 83.5 x 67cm plate, curved for easy corner access. Compacting to a depth of 800mm.

The Heavy-Duty Industrial Throttle Control is fitted as standard, along with the Heavy-Duty Shock Mounts to reduce the vibration to the engine and handle.

Self-Propelling and Self Cleaning, the CPC330BS manageability is further enhanced by the centrally located bar for easy transportation in and out of trenches. The CPC330BS comes with attachable wheels for easier transportation as standard.

Forward and Reverse control saves you valuable time and effort in obstructed areas leaving you more time to complete the job with a whopping 38 kN (8542 pound-force).

To keep your CPC330BS safe from accidental worksite damage it has as standard a large size engine frame providing outstanding protection.

Perfect for sewer trenches, compacting foundations and general road building projects.



MODEL	CPC330BS
EngineType	Air-Cooled Single Cylinder 4-Stroke
Engine	Briggs & Stratton 25T2
Engine power (HP)	13.5
Size of Base Plate (L x W) (cm)	83.5 x 67
Compaction Depth (soil) (cm)	80
Max Centrifugal force (KN)	38
Travel Speed (cm/s)	25
Vibration Frequency (VPM)	3750
Net weight (kg)	247
Shipping weight (kg)	264
Shipping size(L*W*H) (cm)	96 x 55 x 108



Forward & Reverse
Control System

The CPC330BS is powered by a genuine Briggs & Stratton Engine.



TAMPING RAMMER - CPRM80BS, CPRM80HC

FEATURES

Increasing construction quality and productivity is where the CPRM80BS/HC Tamping Rammer excels. Compacting substrates such as cohesive soils, clay, silt, sand, gravel, asphalt and road beds up to 65mm in depth.

RELIABILITY

Designed specially for 4-stroke petrol engines to offer easy starting, low noise, low maintenance as well as low fuel consumption, especially when compared to 2 stroke engines. Plastic fuel tank provides a longer rust-free lifespan.

NEW DESIGN

Single molded rammer foot offers longer life and prevents deterioration. Innovative throttle lever using new design and material to extend usage life with smooth operation. A foot hook is added to provide greater operator convenience.

EASY TRANSPORTATION

This rammer comes with transport wheels for ease of movement. Standard Hook provided for ease of lifting and loading.

COMFORTABLE OPERATION

Heavy-duty shock mounts reduce vibration to the upper engine & handle. An integrated fuel delivery system provides for easy starting.



MODEL	CPRM80BS	CPRM80HC
Engine Type	Air-Cooled Single Cylinder 4-Stroke	
Engine	Briggs & Stratton 1062	Millers Falls 168F
Engine Power (KW/HP)	5.0	6.5
Jumping Strike (mm)	40 - 65	
Impact Force (KN)	10	
Advancing Speed (m/min)	10 - 13	
Fuel Tank (L)	2.8	
Impact Number (per min)	450 - 660	
Plate Size (cm)	34 x 28.5	
Net Weight (kg)	78	
Shipping Weight (kg)	85	
Shipping Size (L x W x Hcm)	79 x 50 x 113	

The CPRM80BS is powered by a genuine Briggs & Stratton Engine.



TAMPING RAMMER - CPRM85R

FEATURES

Increasing construction quality and productivity is where the CPRM85R Tamping Rammer excels. Compacting substrates such as cohesive soils, clay, silt, sand, gravel, asphalt and road beds up to 65mm in depth.

RELIABILITY

Designed specially for 4-stroke petrol engines to offer easy starting, low noise, low maintenance as well as low fuel consumption, especially when compared to 2 stroke engines. Additional built-in filtration system ensures longer engine life and durability. Plastic fuel tank provides a longer rust-free lifespan. Side protection frame provides extra engine protection.

NEW DESIGN


Single molded rammer foot offers longer life and prevents deterioration. Innovative throttle lever using new design and material to extend usage life with smooth operation. A foot hook is added to provide greater operator convenience. The new design gives the tamping rammer an ultra-modern appearance.

EASY TRANSPORTATION

This rammer comes with transport wheels for ease of movement. Standard Hook provided for ease of lifting and loading.

COMFORTABLE OPERATION

Heavy-duty shock mounts reduce vibration to the upper engine & handle. An integrated fuel delivery system provides for easy starting.



MODEL	CPRM85R
Engine Type	Air-Cooled Single Cylinder 4-Stroke
Engine	Robin EH12-2D
Engine Power (KW/HP)	4
Jumping Strike (max) mm (in)	40-65
Impact Force (max) KN	12
Advancing Speed (m/min)	10-13
Plate size (cm)	34*28.5
Fuel Tank (L)	3.5
Impact Number (per min)	450-660
Net Weight (kg)	70
Shipping Weight (kg)	76
Shipping Size (L x W x Hcm)	79.5 x 49 x 111



Additional built-in air filtration system

The CPRM85R is powered by a genuine Robin Engine.



FLOOR SAW - CPQ300SBS, CPQ300SHC

FEATURES

The CPQ300S Floor Saw uses a 350mm Diamond Blade and is ideal for cutting through cured concrete, green concrete, asphalt, brick, ceramic and other materials up to a depth of 80mm.

RELIABILITY

Enhanced Frame with anti-curl and anti-vibration function ensures straight cutting, extended blade and machine usage life.

Built-in wheels enables the saw to cut right beside walls and edges. Stainless Steel adjustment screw bearing provides an exceptional service life. Easily removeable rustproof poly water tank provides an optimum flow and volume of water to both sides of the blade, reducing blade temperature and containing dust when cutting.

ADJUSTABLE CUTTING DEPTH


The crank can adjust cutting depth easily and effortlessly. Height adjuster is manually locked ensuring consistent cutting depth.

EASY OPERATION

Ergonomically designed handle for easy and comfortable operation. Hinged front, lift-up blade guard is designed to provide easy blade inspection and replacement. Compact size making transportation and storage simple. Centrally located lifting hook enabling quick and efficient loading and unloading. Rugged adjustable pointer wheel assembly.



MODEL	CPQ300SBS	CPQ300SHC
Engine Type	Air-cooled, single cylinder,4-stroke	
Engine	Briggs & Stratton 1062	Millers Falls 200F
Power (HP)	5.0	6.5
Operating Weight (kg)	70	
Shipping Weight (kg)	75	
Max, Cutting Depth(cm)	8	
Driving Mode	Manual Push	
Water Tank Capacity(L)	11	
Blade Size (cm)	350 mm	
Shipping Size (L x W x Hcm)	74 x 50.5 x 93.5	



The CPQ300SBS is powered by a genuine Briggs & Stratton Engine.



FLOOR SAW - CPQ450BS, CPQ450HC

FEATURES

The CPQ450 Floor Saw uses a 450mm Diamond Blade and is ideal for cutting through cured concrete, green concrete, asphalt, brick, ceramic and other materials up to a depth of 160mm.

RELIABILITY

Enhanced Frame with anti-curl and anti-vibration function ensures straight cutting, extended blade and machine usage life.

Built-in wheels enables the saw to cut right beside walls and edges.

Stainless Steel adjustment screw bearing provides an exceptional service life.

Easily removeable rustproof poly water tank provides an optimum flow and volume of water to both sides of the blade, reducing blade temperature and containing dust when cutting.




ADJUSTABLE CUTTING DEPTH

The large crank handle can adjust cutting depth easily and effortlessly. Height adjuster is manually locked ensuring consistent cutting depth. Integrated depth gauge for accurate cutting.

EASY OPERATION

Ergonomically designed, height adjustable handles with comfort grips for easy and comfortable operation. Hinged front, lift-up blade guard is designed to provide easy blade inspection and replacement. Compact size making transportation and storage simple. Centrally located lifting hook enabling quick and efficient loading and unloading. Rugged adjustable pointer wheel assembly.

MODEL	CPQ450BS	CPQ450HC
Engine type	Air-cooled, single cylinder, 4-stroke	
Engine	Briggs & Stratton 25T2	Millers Falls 390F
Power (HP)	13.5	13
Blade Diameter (cm)	40- 50	
Max, Cutting Depth (cm)	16	
Driving	Manual Push	
Blade Speed (rpm)	Up to 3600	
Water Tank Capacity (L)	30	
Power Train	From engine via belt to cutting shaft	
Starter	Recoil starter	
Net Weight(kg)	112	
Shipping Weight (kg)	128	
Shipping size (L x W x H) (cm)	95 x 59 x 103	



Double water pipe for cooling both side of blade

The CPQ450BS is powered by a genuine Briggs & Stratton Engine.



FLOOR SAW - CPQ520BS, CPQ520HC

FEATURES

The CPQ520 Floor Saw uses a 500mm Diamond Blade and is ideal for cutting through cured concrete, green concrete, asphalt, brick, ceramic and other materials up to a depth of 200mm.

RELIABILITY

Enhanced Frame with anti-curl and anti-vibration function ensures straight cutting, extended blade and machine usage life. Built-in wheels enables the saw to cut right beside walls and edges. Stainless Steel adjustment screw bearing provides an exceptional service life.

Easily removeable rustproof poly water tank provides an optimum flow and volume of water to both sides of the blade, reducing blade temperature and containing dust when cutting.

NEW DESIGN – SEMI-SELF PROPELLED

The saw is semi self-propelled and utilises a worm & gear shaft transmission with manual rotation as well as manual push propulsion.

ADJUSTABLE CUTTING DEPTH

The large winder handle can adjust cutting depth easily and effortlessly. Height adjuster is manually locked ensuring consistent cutting depth. Integrated depth gauge for accurate cutting.

EASY OPERATION

Ergonomically designed handle for easy and comfortable operation. Hinged front, lift-up blade guard is designed to provide easy blade inspection and replacement. Compact size making transportation and storage simple. Centrally located lifting hook enabling quick and efficient loading and unloading. Rugged adjustable pointer wheel assembly.



MODEL	CPQ520BS	CPQ520HC
Engine	Briggs & Stratton 25T2	Millers Falls 390F
Engine Power (HP)	13.5	13
Max Cutting Depth	20cm	
Blade size	40-50cm	
Water Tank Capacity	46L	
Depth Adjustment	Handle rotation	
Driving	Handle rotation push	
Shipping size (L x W x H) (cm)	121 x 61.5 x 106	
Net Weight	140 Kgs	
Shipping Weight	156 Kgs	



Semi Self Propelled

The CPQ520BS is powered by a genuine Briggs & Stratton Engine.



POWER TROWEL - CPS100BS, CPS100HC

FEATURES

The 36" 920mm Millers Falls Concrete Power Trowel is powered the industry's superior Briggs & Stratton engine or reliable Millers Falls engine. This unit is perfect for concrete finishing of warehouses, decks, parking lots and more, these trowels are great for contractors large and small!! Using the blade pitch control, adjust from 0-15 degrees with the trowel's 4 Combo hardened, steel blades to achieve a matte, light gloss, or gleaming finish!

RELIABILITY

The unit is fitted with a heavy-duty gearbox providing maximum torque and responsive clutch and pulley system for smooth speed transitions. Blades are interchangeable with most manufacturers and economically replaceable parts for lower service costs. High speed performance is all but guaranteed.

SAFETY

Safety switch fitted as standard.
Fully enclosed V-belt for greater safety and trouble-free use.

EASY OPERATION

Perfectly balanced for comfortable operation with adjustable handle height for ease of use and reduced operator fatigue. Rugged 4" diameter gripper clutch enables smooth operation from floating to finishing speeds. Standard lifting hook, allow trowel to be transported on the job site with only two people with a lifting bar or lift crane or jib.



MODEL	CPS100BS	CPS100HC
Engine Type	Air-cooled single cylinder 4-stroke	
Engine	Briggs & Stratton 1062	Millers Falls 200F
Engine Power (HP)	5.0	6.5
Trowel Diameter(cm)	92	
Speed Range(1/min)	60 - 100	
Pitch Range	0 - 15	
Net Weight(kg)	96	
Shipping Weight	105	
Shipping Size (L x W x H) (cm)	100 x 100 x 36 & 40 x 34.5 x 39	



The CPS100BS Millers Falls Concrete Power Trowel is powered by a genuine Briggs & Stratton Engine.



SURFACE FINISHING SCREED - CPSFH0, CPFSZ

FEATURES

Simple to operate and with a low maintenance design this is the ultimate screed assembly for professional concrete jobs. Powered by a Honda GX35 engine or Millers Falls S35 engine, the CPFS provides 7000 RPM and uniform vibration over the length of the blade for best concrete finishing results. Save more than 75% in labor costs when choosing the Millers Falls finishing screed over conventional finishing methods.

RELIABILITY

4 Stroke petrol powered engines are at the core of this unit's features coupled with strong impacting force providing durable and steady performance. The hardened aluminum blades (sold separately) ensure a smoother finish than conventional screeds. The tilt-up stand keeps the engine out of concrete or off the ground when not in use. The ends of the blades are rounded to make it easy to go around obstacles. A direct drive shaft mechanism is incorporated for extended machine life.

SAFETY

Safety switch is provided as standard.
Excellent vibration dampening, with little vibration passed on to the operator.



EASY OPERATION

Easily maneuverable, pick the frame up easily for simple portability on commercial and residential jobsites. Fully adjustable handlebars and grips. Power trowel style throttle lever does not require constant pressure. Different working widths are available through changing the different length blades which are quick and easy to change.

MODEL	CPSFH0	CPFSZ
Engine Type	Air-cooled, 4-stroke	
Engine	Honda GX35	Millers Falls S35
Power (HP)	1.2	0.9
Blade Size	2m, 3m	
Net Weight (kg)	20.5	
Shipping Weight (kg)	22	
Shipping Size(cm)	71 x 49 x 42	



The CPSFH0 is powered by a genuine Honda Engine.

POWERED by
HONDA™

GROOVING MACHINE - CPGM180HC

FEATURES

The Millers Falls CPGM180HC Concrete Groover is a compact and maneuverable machine that can be used for a multitude of grooving and grinding applications. This unit is perfect for concrete grooving, grinding or roughing for repair work or anti slip applications.

Great for grooving and grinding projects where large machines cannot access. Ideal for enlarging cracks in footpaths, roads or concrete areas to enable a more permanent repair job.

RELIABILITY

Heavy duty construction to handle small or big jobs. The unit is supplied with a powerful Millers Falls 13HP engine fitted with a triple belt drive to the heavy-duty cutting head providing maximum torque and trouble-free use. High speed performance is all but guaranteed.

SAFETY

Useful for creating textured anti-slip areas for improved traction on slippery concrete surfaces. Safety switch fitted as standard. Fully enclosed V-belt for greater safety and trouble-free use.

EASY OPERATION

Groove depth can be easily adjusted using the robust winder handle. Vibration absorbing handles for ease of use and reduced operator fatigue.



MODEL	CPGM180HC
Engine	Millers Falls 390F
Engine Power (HP)	13 Manual Start
Blade Diameter	180 mm x 20mm Bore
Blade Thickness	8 mm
Blade Quantity	1 (can be used with 2 blades)
Shaft Speed	3000r/min
Groove Depth	0-40mm
Groove width single blade	8-10mm
Groove width twin blade	16-20mm
Cutting speed	2-4m/min
Operating Model	98 x 63 x 91cm
Net weight	81 Kgs
Shipping weight	91 Kgs
Package size	98 x 63 x 91cm




2pcs blades can be used as an option to increase the grooving width.

DIAMOND BLADES



CPDB350M 350mm
Diamond Blade



CPDB450M 450mm
Diamond Blade



CPDB500M 500mm
Diamond Blade

SURFACE FINISHING SCREED

CPSFBL2M

2 Meter Surface Finishing Screed

CPSFBL3M

3 Meter Surface Finishing Screed



CPGMDB180

Grooving Machine Blade



FACTORY 5/76, RUSHDALE ST
KNOXFIELD
VICTORIA 3180
PH: 1800 637 347

www.smarttools.com.au